



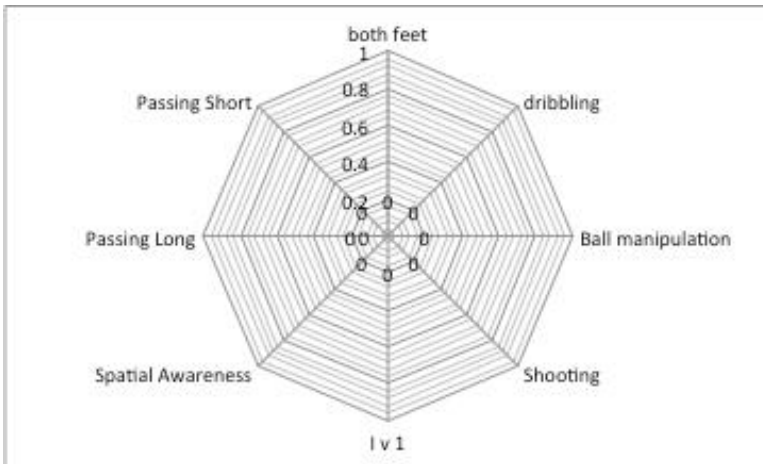
Ballymoney United Youth Academy Player Assessment

Player Name: _____

Coach: _____

Date of Assessment _____

Technical



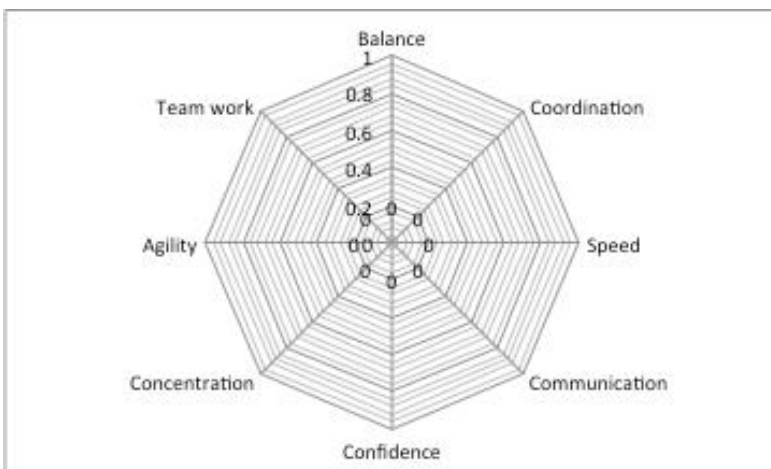
Strengths



Area for Development



Psychological, Physical and Social









Strengths









Area for Development






Awards Scheme

§Bronze Award	Stage 1		
			
	Inside Hook	Outside Hook	Matthews Dribble
	RF <input type="checkbox"/> LF <input type="checkbox"/>	RF <input type="checkbox"/> LF <input type="checkbox"/>	RF <input type="checkbox"/> LF <input type="checkbox"/>
	Parent _____	Parent _____	Parent _____
	Coach _____	Coach _____	Coach _____
	Stage 2		
			
	Cryuff Turn	Stop Turn	Drag Back
	RF <input type="checkbox"/> LF <input type="checkbox"/>	RF <input type="checkbox"/> LF <input type="checkbox"/>	RF <input type="checkbox"/> LF <input type="checkbox"/>
Parent _____	Parent _____	Parent _____	
Coach _____	Coach _____	Coach _____	
Award Completed Yes <input type="checkbox"/> No <input type="checkbox"/> Signed: _____ Date: _____			

Silver Award	Stage 1		
			
	Step Over	Scissors	Inside Hook Twist
	RF <input type="checkbox"/> LF <input type="checkbox"/>	RF <input type="checkbox"/> LF <input type="checkbox"/>	RF <input type="checkbox"/> LF <input type="checkbox"/>
	Parent _____	Parent _____	Parent _____
	Coach _____	Coach _____	Coach _____
	Stage 2		
			
	Outside Hook	The 'L'	V Shape Turn

	Twist		
	RF <input type="checkbox"/> LF <input type="checkbox"/> Parent _____ Coach _____	RF <input type="checkbox"/> LF <input type="checkbox"/> Parent _____ Coach _____	RF <input type="checkbox"/> LF <input type="checkbox"/> Parent _____ Coach _____
	Award Completed Yes <input type="checkbox"/> No <input type="checkbox"/> Signed: _____ Date: _____		

Gold Award	Stage 1		
			
	Ronaldo Chop	360° Maradona	Figure of 8
	RF <input type="checkbox"/> LF <input type="checkbox"/> Parent _____ Coach _____	RF <input type="checkbox"/> LF <input type="checkbox"/> Parent _____ Coach _____	RF <input type="checkbox"/> LF <input type="checkbox"/> Parent _____ Coach _____
	Award Completed Yes <input type="checkbox"/> No <input type="checkbox"/> Signed: _____ Date: _____		

All the skills will be taught at training over the year, players/parents can access the tutorials on each skill at:

The banner is divided into two main sections. The top section features a soccer ball on a grass field with a player's leg and foot visible. Text on the left includes 'player PLUS+' in a blue box and 'Skills SPECTRUM' in a stylized font. To the right, it lists '-24 SKILLS', '-4 STAGES', and '-AWARD SYSTEM'. Below this, it says 'THE ONLINE SKILLS HOME-STUDY PROGRAMME'. The bottom section shows a video player interface with a play button and a progress bar. To the right of the video player, there is a call to action: 'CLICK HERE TO DOWNLOAD THE PROGRAMME'S FREE PDF + AWARD SYSTEM'.

<http://www.playerpluscoaching.com/skills.html>